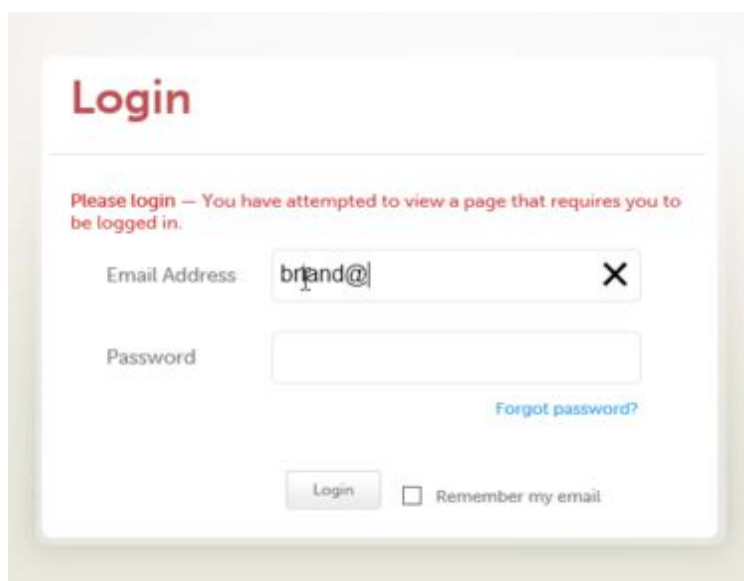
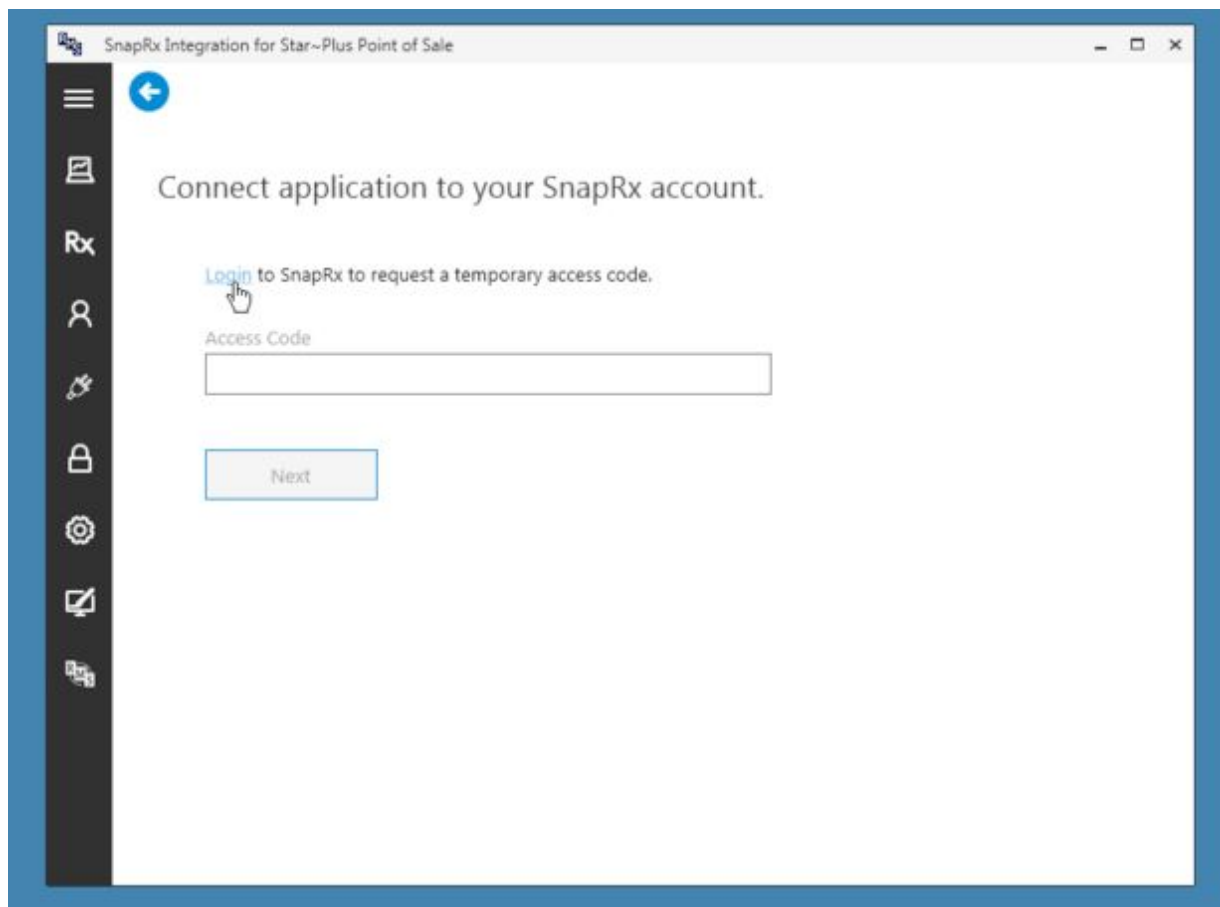




SnapRx Integration Dashboard

⌵ Action Items

- [Connect application to your SnapRx account.](#)
- [Configure customer information to capture for marketing purposes.](#)



Authorization

Hello, RMS Test Store

RMS is requesting access to your SnapRetail account.

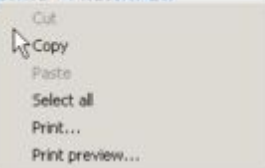
Allow

Deny



Your temporary authorization code is:

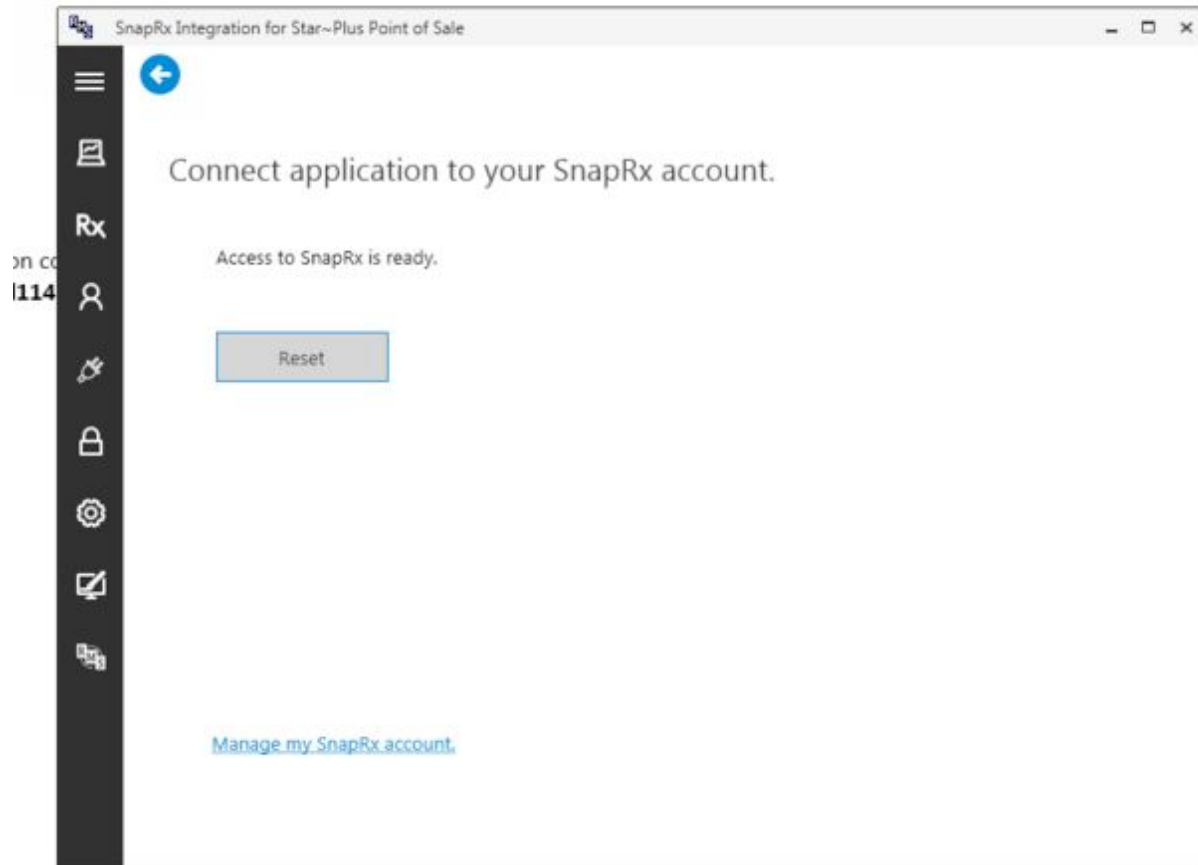
5e216e9a9e64498b9f94c85fd914edcfff26e1d114cf482ca7f6fcae842d693f





Your temporary authorization code is:
5e216e9a9e64498b9f94c85fd914edcfff26e1d114

A screenshot of a web browser window titled 'SnapRx Integration for Star~Plus Point of Sale'. The window displays a 'Connect application to your SnapRx account.' screen. It includes a 'Login to SnapRx to request a temporary access code.' link, an 'Access Code' input field containing the code '7a9e64498b9f94c85fd914edcfff26e1d114c482ca776fcee842d693f', and a blue 'Next' button. A progress indicator at the bottom shows five dots, with the first one filled, and the text 'Requesting access token for 'SnapRx Integration for Star~Plus Point of Sale'...' below it. A dark sidebar on the left contains various icons including a menu, Rx, a person, a lock, a gear, a document, and a printer.



Manage - directs to main login page

SnapRx Integration for Star~Plus Point of Sale

Configure customer information to capture for marketing purposes.

Prompt customers for email address	<input checked="" type="checkbox"/>	Off
Prompt customers for mobile phone	<input type="checkbox"/>	Off
Prompt customers for communication preference	<input type="checkbox"/>	Off

Email Address is required for SnapRx Integration.

SnapRx Integration for Star~Plus Point of Sale

Configure customer information to capture for marketing purposes.

Prompt customers for email address	<input checked="" type="checkbox"/>	On
Prompt customers for mobile phone	<input type="checkbox"/>	Off
Prompt customers for communication preference	<input type="checkbox"/>	Off



Configure the database connection parameters.

IP Address

Transport Security

Store Number

Use Local Parameters On

[Reset](#) [Test Connection](#)

SnapRx Integration for Star~Plus Point of Sale

←

Configure Point of Sale System user account.

Code

First Name Last Name

Trust Level Security Level

Password Last Changed: 7/15/2016 Current Password Expire: 10/13/2016

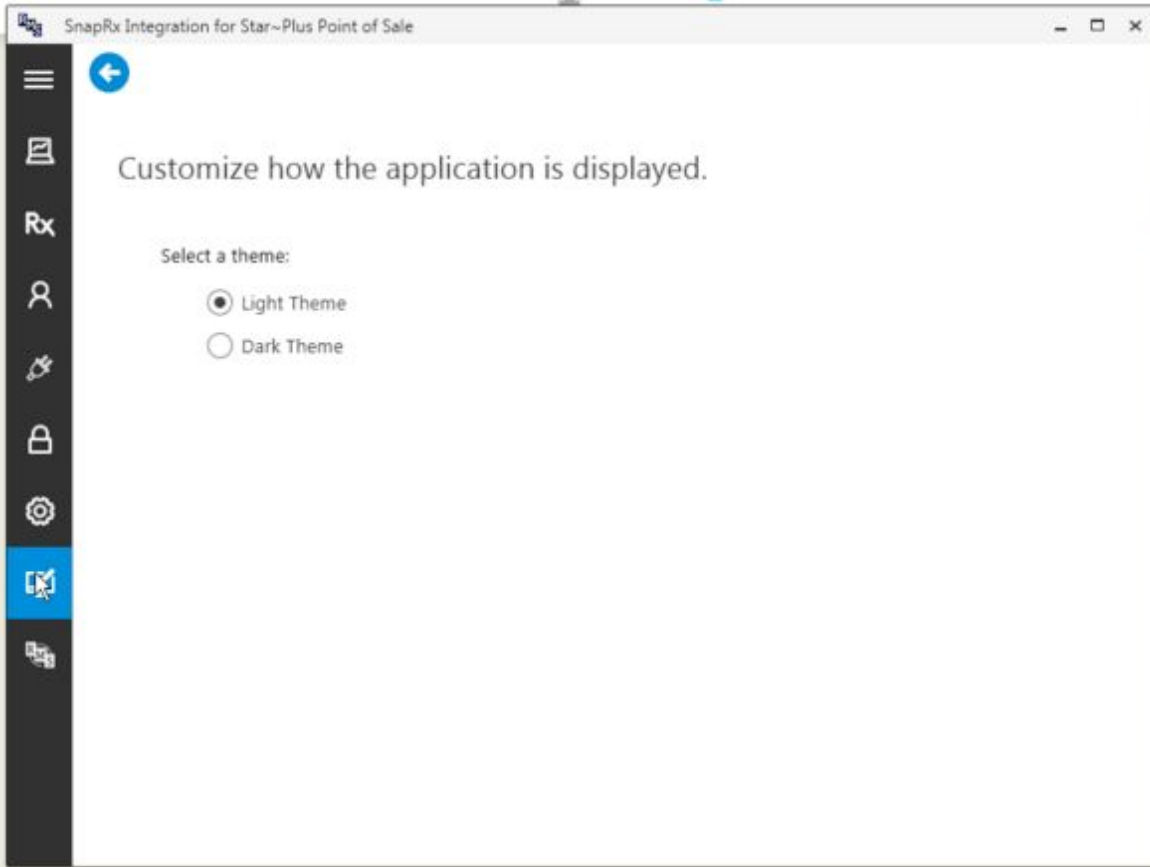
[Change Password](#)



Configure diagnostic instrumentation.

Verbose	<input type="checkbox"/>	<input type="checkbox"/>	<input type="checkbox"/>
Info	<input type="checkbox"/>	<input type="checkbox"/>	<input type="checkbox"/>
Warning	<input type="checkbox"/>	<input type="checkbox"/>	<input type="checkbox"/>
Error	<input checked="" type="checkbox"/>	<input checked="" type="checkbox"/>	<input checked="" type="checkbox"/>
Critical	<input type="checkbox"/>	<input type="checkbox"/>	<input type="checkbox"/>
Off	<input type="checkbox"/>	<input type="checkbox"/>	<input type="checkbox"/>
	SnapRx Integration	ASDB Client	ADO.NET Data Provider

[Go to logs folder](#)



Manage Customers

Customers & Lists

Website - Email Collection

Facebook - Email Collection

Add Customers

All Customers

Total: 2

Add to Email Lists

Delete

Export

First 1 Last

Search Customers (Clear)

First, Last, or Email

Customers of Note

New From Facebook (0)

New From Website (0)

Not On A List (2)

Unsubscribed (0)

Hard Bounced (0)

Excluded (0)

Verification Pending (0)

Reported Spam (0)

Email Lists

add / edit

*All

TEST GROUP 1



<input type="checkbox"/>	Email Address	First Name	Last Name	Email List(s)	...
<input type="checkbox"/>	test01@rm-solutions.com	JOHN	TEST		
<input type="checkbox"/>	test02@rm-solutions.com				

